












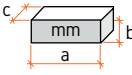
# RAMA 5

RAMA shredder, working width from 2600 to 3000 mm

The 3-point hitch mounted RAMA model, is suitable for shredding grass, vine branches, pruning, wood, etc. It is suitable to be used in vineyards and can be equipped with rear raking teeth suitable to increase the product fragmentation.



## RAMA 5 - MODEL 2922

CODE														
	mm	mm	kw    hp	n°	n/1'	kg	n°	n°	n°	A	B	C		
2922.260	2600	1220 1470	1580 1330	60	80	5	540	740	5	24	48	2800	950	1100
2922.280	2750	1220 1470	1780 1530	68	90	5	540	790	5	24	48	2950	950	1100
2922.300	3000	1220 1470	1980 1730	75	100	5	540	850	5	28	56	3200	950	1100

## STANDARD EQUIPMENT

540 rpm free wheel gearbox

Forged hammer blades

Adjustable support roller Ø 194 mm

3-point hitch Cat. 1/2 with mechanical shifting

Double body

Toothed counter-blade

Inspection hatch

Roller with mud scraper

CE protection