

RIVA-E 4









NEW

Side shredder working width from 1600 to 2600 mm

The RIVA-E 4 shredder is designed for professional use. It is suitable for the maintenance of road sides, banks, ditches and hedges. The shredded residues are ejected behind the self-cleaning support roller. The machine moves on self-lubricating metal bushings.



RIVA-E 4 - MODEL 2926 - EXTERNAL GEAR-BOX

CODE														
	mm	mm	kw	hp	kg	n°	n/1'	kg	n°	n°	B	C	D	E
2926.160	1600	2120	60	82	2500	4	540	970	4	16	2270	340	2750	1370
2926.180	1800	2320	60	82	3000	4	540	990	4	20	2270	340	2950	1570
2926.200	2000	2520	66	90	3400	4	540	1030	4	24	2270	340	3150	1770
2926.220	2200	2720	74	100	3900	4	540	1090	4	24	2270	340	3350	1950
2926.260	2600	3120	81	110	4400	5	540	1180	5	24	2270	340	3750	2370

STANDARD EQUIPMENT

540 rpm free wheel gearbox and external gear box

Forged hammer blades

Double body

Adjustable support roller Ø 194 mm

3-point hitch linkage Cat. 2/3

Mechanical anti-shock system

Rotation blocking valve

Cardan shaft

CE protection

